



YANMAR

COMPACT TRACTOR

YT347 | **YT359**
47HP | 59HP



Power to Perform

Building on a proven concept

- Emissions-compliant engine and highly-innovative, smart-variable transmission provide clean-running capabilities that set a new standard in this weight class
- Low fuel consumption and low emissions minimises environmental impact
- Operator comfort is paramount and is, therefore, a key component in the new models' design
- New models are a culmination of Yanmar's 100+ years of experience, expertise and technical know-how



YT3
Series
YT347 / YT359



A history of innovation

For more than 50 years, Yanmar Agriculture Equipment has been building a strong and growing reputation in Europe's agriculture and landscaping sectors.

And that reputation – which combines proven Japanese design with responsive European service - is growing stronger all the time.

The company's product line includes 16 HP-59HP tractors, snow throwers, tillers and transporters. Each is designed for optimum quality and durability, and each shares a focus on design, efficiency and profitability to meet the needs of customers now, and in the future.

With a range of exciting new products designed by Mr. Ken Okuyama - the industrial designer famous for his work on Porsche and Ferrari - the Yanmar brand will continue to inspire the development of agriculture and landscaping equipment worldwide.

Yanmar has a strong and established presence in Europe. The main European subsidiary is based in The Netherlands, and this is backed by a broad network of sales and service specialists in 30 European countries together with customised tractor assembly to support local needs.



Ken Kiyoyuki Okuyama
Industrial Designer / CEO,
KEN OKUYAMA DESIGN

*Born in Yamagata, Japan in 1959
Ken has worked as a Chief Designer for General Motors, a senior designer for Porsche AG, and a Design Director for Pininfarina S.p.A. where he was responsible for the Ferrari Enzo, Maserati Quattroporte and many other cars. He is also known for his work on products including motorcycles, furniture and robots.*

Bold and Modern Style

Everything about the YT347 and YT359 - from the sleek automotive lines, through the powerful and durable drive train, to the comfortable and well-appointed cab - speaks to a desire for performance and productivity together with a craftsmanship that has defined Yanmar for more than a century. From the first glance through the first drive, the YT line delivers an experience that's as captivating as it is effective.

Technological Superiority

The advanced design of the YT line is only the beginning. The YT347 and YT359 models are both built to help you be more efficient and therefore more productive every day. From in-cab controls to under-the-hood engineering, the innovation of the YT3 tractors goes much deeper than stunning aesthetics.





Power and productivity built-in

Performance is no accident – It is baked into every facet of the YT347 and YT359 tractors. Modern tractor users demand machines that are powerful enough to cope with any task they might encounter, clean-running to satisfy ever-changing emissions regulations, and reliability and durability to ensure that their machines will deliver optimum performance throughout their working life.

The YT347 and YT359 deliver all this and so much more. Both models are powered by a proven common rail engine driving through an integrated hydro-mechanical variable transmission to deliver class-leading levels of power and productivity balanced by environmental credentials that are unmatched in this tractor weight class.

i-HMT Transmission

No other compact tractor can boast the integrated Hydro Mechanical Transmission technology of the YT347 and YT359.

The i-HMT transmission creates a new standard of operation for more versatile performance. No longer do you have to choose between an efficient, constant speed and flexible operation. With the i-HMT transmission, you get both.

Highly efficient variable transmission i-HMT (integrated Hydro-Mechanical Transmission)

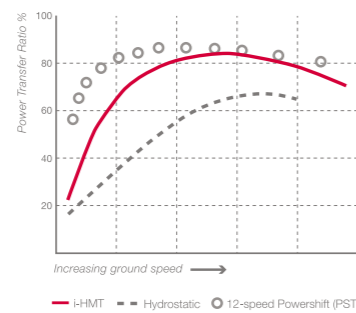
i-HMT achieves smooth and step-less gear shifting from zero to maximum speed. Optimum speeds that were not previously available with existing equipment are now selectable at will to match specific duties and applications.

AB Mode

Control your engine speed and ground speed with AB Mode. AB Mode allows you to preset your maximum speed when the i-HMT pedal is fully engaged.

AB mode in operation

Optimum speed can be selected by variable transmission depending on type of work.



AB mode function, the operator does not need to adjust speed setting manually so is able to make more controlled turns into the next row. This makes turning safer and more convenient.

Auto Throttle

Engine and travel speed can be controlled with the accelerator/drive pedal. Operator can achieve top speed by pressing main shift pedal. Main shift pedal automatically synchronizes to engine speed when range shift lever is in 3rd position.

Brake stop without clutching

Tractor can be stopped by pressing brake pedal without the need for clutch operation.

Anti-stall

Decrease ground speed when engine is overloaded.

I-HMT motion control dial

Operator can set response of I-HMT drive pedal, reverser lever or clutch pedal operation. When you set a dial to highest position, response of I-HMT is FOUR TIMES quicker than lowest position.

Power steering

Fully hydraulic power steering.

Cruise control

Keep operation speed constantly.

Two engine speeds can be preset in advance, allowing the operator to switch between the two to match the application and ground conditions.

Example: soil cultivation and turning into next row

Setting of A mode for cultivation, B mode for turning speed. By using the




High Speed, Higher RPM



Low Speed, Lower RPM

Hydro Mechanical Variable Transmission:


- Efficient conversion of engine power into usable PTO or drawbar power
- Ability to choose the optimum speed for each task and application
- Reduced fuel consumption from greater efficiency
- Step-less and clutch-less speed shifting
- Vehicle stopping without clutch



Made by Yanmar

Engine Unique features:

- Direct injection for clean-burning power
- Common-rail system to allow finely-tuned electronic control of fuel injection
- Cooled EGR to reduce nitrogen oxides
- Diesel Particulate Filter to catch particulate matter in exhaust gas
- Fully electronic engine provides intelligent control



High Power common-rail engine

Strike a balance between high power/high performance and minimised emissions for the lowest possible environmental impact.



Common-rail Injection system



DPF (Diesel Particulate Filter)

DPF (Diesel Particulate Filter)

Our engines include a DPF system to catch particulate matter (PM) contained in the exhaust gas. The PM trapped inside the DPF is processed when the DPF automatically regenerates, keeping the filter constantly clean.

Yanmar's original DPF regeneration control combines three modes



1. Particulate matter trapped 2. Regeneration starts 3. Regeneration completes*

Button Regeneration

The TNV engine from Yanmar automatically combusts and removes PM. In the event PM still accumulates, the DPF can be regenerated through a button operation while work continues.



* Inside dpf

Regeneration results



Before



After

A nice place to be

Operator comfort has been placed at the fore of the design of the YT347 and YT359 tractors.



Optional cab

The optional cab on our YT line creates a new level of comfort with heat and air conditioning both sealed in. The air filter-equipped cab can be pressurized to help keep dust out. The isolated platform design decreases vibration, reducing operator fatigue. Visibility has been improved with an innovative curved glass windshield. The deluxe seats with armrests reclines for added comfort. There's even a convenient operator's manual storage. Every detail has been considered not just for your physical comfort, but for your optimum productivity and efficiency. With Yanmar, comfort is never a trade-off with productivity.



Fingertip forward/reverse control



Full LCD display with electronic controls



Tilt steering



Flat, walk-through floor and large, anti-slip step



Designed for comfort

Expanding flexibility by visibility, large volume operator station affords maximum comfort.

Spacious

The cabin capacity increased by 10% over previous models. The air conditioning unit is relocated to the rear to expand the available headspace.

Quiet

Noise levels reduced by dissipating reverberations with the curved surface glass.

Easy Access

Accessibility into the cabin is improved by increasing the ceiling height by 100 mm and lowering the height of the rear fender.

Great flank visibility

Curved surface glass is adopted for the doors, while doorframes have been eradicated to provide all-round visibility and enhanced safety.

Enhanced rear visibility

Large rear window with rounded glass is fully-openable and supported by dual glass structure.



Fully flat deck

Only 77dB

Vibration absorbing frame structure


The frame structure for large tractors is adopted to suppress vibration and noise from the engine/transmission to achieve a quiet working space with sound levels of just 77 dB(A).

Fully flat deck

Unevenness is eradicated from the floor to create a level surface free from trip hazards for enhanced safety and comfort.

Tilting steering wheel

The position of the steering wheel can be adjusted to tilt in eight stages to suit the operator. The steering wheel can also be flipped up when getting on or off the machine.



Framestructure

12V power outlet

The socket can be used to supply power as an external power source.

Power outlet 40A + 20A

Two connectors have been incorporated behind the seat on the right side. A large capacity electric power outlet is available for implement.

Operator seat to minimise fatigue

The cushioning properties of the seat surface are improved with the emphasis placed on the extendibility of the leather to improve seat comfort. Seat position and height, as well as reclining angle can be finely adjusted to achieve the optimum position for the operator.

Air conditioner

The blower direction can be set separately to direct the airflow onto the front windshield and the operator. Finely tuned settings can be performed to turn on the dehumidifying function for demisting cloudy glass on doors, as well as keeping the operator's head cool.



Ease of operation

As well as making the operator comfortable, the new YT tractors are designed to make their working life easier.

Recognising that an operator might spend many long hours within the cab, Yanmar has pushed the envelope to ensure that those hours are comfortable and require minimum effort and training. Every facet of the machines' operation has been simplified to make them highly productive with the minimum possible levels of fatigue.



Speed control

Frequently used automatic functions can be easily set with a single-touch button, allowing the operator to tune each function to match their specific requirements.

Pressing cruise control maintains a consistent ground speed while the auto throttle function is available at the press of a button.

Ground Speed Control

Main operations such as speed control, PTO, and hydraulic preferences can be directly controlled.

3-range shift lever

Standard 3 range shift allows the operator to select the most appropriate

ground speed. The tractive force can be improved by 1.5 to 2.5 times by selecting optimum auxiliary gear shifting stages.

Main shift control pedal

By setting maximum ground speed,

precise speed control is available, even under slow ground speed operation.

A/B mode setting panel

Maximum ground speed and engine speed can be set by combination of switch and dial.

PTO Control

Allowing the use of a wide range of tools and implements, the Power Take Off is actuated electronically for light and smooth engagement with minimum stress. The PTO can also be engaged without stopping the tractor to help maintain maximum productivity.



Hydraulics

Ergonomically installed build in Joystick - easy operation of implements.



Projector-type headlights

Projector lamps have been adopted for illumination over a broad area.

Built-in tail lamp

High mounted combination lamp gives attention to traffic and illuminates

implements installed at rear. The tail lamp is built into the tractor to protect it from impact and breakage.



“Early in the morning or late at night, effective lighting helps ensure safety”

Maintenance simplified

To ensure that the YT347 and YT359 have a long, trouble-free working life, maintenance has been simplified to turn daily tasks from a chore into a pleasure.

Fully-opening bonnet

One-piece bonnet can be opened fully with a touch for simple, unhindered inspection.

Fuse box

Integrated fuse box is located inside the steering wheel column for easy inspection.

Dual air cleaner filter element

Provides optimum filtration, even in very dusty conditions.

Maintenance interval for DPF filter

The regeneration of the DPF filter performs automatically and the operation does not need to be interrupted (seamlessly). DPF filter benefits from 6,000 hour change intervals.

DPF Service in:

**6000
hours**

Fuel filler port for easy refuelling

The fuel filler port is located at a low position; a portable fuel canister can be placed on top of the steps to make refuelling even easier.

Service interval reminder on LCD panel

The LCD instrumentation panel displays a reminder for several maintenance intervals.



Versatility

**There is a tool for every job, every day of every season.
YT line is strategically engineered with the attachment
use in mind, never as an afterthought.**






Front Sweeper



*Front and
Rear Flail Mower*



Drawbar Hitch

Options

**Front LED/
Halogen Work
lamp**

**Front Lift
and Front PTO
position**



Front weight position

Available to put onto front weight bracket. A maximum of six pieces can be attached.

**Rear LED/Halogen
Work Lamp**

Rear Wiper

**Third
sub controller
valve**

In addition to the two standard valves, one extra double-acting valve can be mounted.



Drawbar Hitch

More detailed information is available on our website:

www.yanmar.com/eu/agri

Yanmar Service Kits

All-inclusive peace of mind.



Quick and hassle-free maintenance with a full range of all-inclusive service kits for each tractor model. Service kits save time and money when servicing Yanmar tractors while offering an attractive price advantage. The maintenance kits contain all necessary Genuine Yanmar parts and components, manufactured according to the highest Yanmar standards. For optimal performance, service intervals have been further optimized to 50, 250, 500 hours or after 1 or 2 years.

Scan for more information.



Yanmar 5 Year Warranty

Don't settle for standard. Yanmar tractors are designed from the ground up and backed by 110+ years of experience. This exceptional quality gives Yanmar the confidence to offer not 2, 3 or 4 but a 5-year or 5,000-hour warranty.

Yanmar Europe's unique in-house designed warranty ensures that any issue, normally covered by Yanmar's standard 2-year warranty, is covered by 5 years or 5,000 hours, whichever comes first.




What's included?

- ✓ Exterior, Cabin and ROPS
- ✓ Common rail diesel engine aftertreatment system
- ✓ Hydraulics system
- ✓ Engine parts with a 2-year warranty are extended to 5
- ✓ Transmissions parts such as: front axle, main transmission and driveline

Genuine Yanmar Lubricants

Genuine Yanmar engine & gear oil, transmission & hydraulic fluid, coolant, and grease are just as important for the safety and warranty for your engine as Yanmar parts are. With Genuine Yanmar engine oil, fluid, grease, and coolant, you can be sure that your tractor stays in top condition.



Specifications YT3

| MODEL | | YT347 ROPS | YT347 CABIN | YT359 ROPS | YT359 CABIN |
|----------------------------------------|-------|-------------------------|-------------------------|-------------------------|-------------------------|
| ENGINE | | | | | |
| Engine Name | | 4TNV88C | 4TNV88C | 4TNV98C | 4TNV98C |
| Engine Power (UNECE reg. No 120) | kW | 34,3 | 34,3 | 43,9 | 43,9 |
| Engine Power | hp | 47,0 | 47,0 | 60,0 | 60,0 |
| Number of cylinders | | 4 | 4 | 4 | 4 |
| Size of engine | ccm | 2.189 | 2.189 | 3.318 | 3.318 |
| Torque | Nm | 140,4 | 140,4 | 199,0 | 199,0 |
| Engine speed | 1/min | 2.800 | 2.800 | 2.500 | 2.500 |
| Alternator | A | 12V/55 | 12V/55 | 12V/55 | 12V/55 |
| Battery* | Ah | 12V/70 | 12V/70 | 12V/80 | 12V/80 |
| TRAVELLING SECTION | | | | | |
| Transmission Type | | i-HMT-Vario | i-HMT-Vario | i-HMT-Vario | i-HMT-Vario |
| Brake System | | Multiple Wet Brake Disk | Multiple Wet Brake Disk | Multiple Wet Brake Disk | Multiple Wet Brake Disk |
| Drive | | Selectable 4WD | Selectable 4WD | Selectable 4WD | Selectable 4WD |
| Turning Circle (inner radius) | mm | 2.920 | 2.920 | 2.920 | 2.920 |
| Number of Ranges | | 3 | 3 | 3 | 3 |
| Max. Speed (*highest gear) | km/h | 31,0 | 31,0 | 31,0 | 31,0 |
| Towing capacity - Not broken | kg | 1.500 | 1.500 | 1.500 | 1.500 |
| Towing capacity - Broken | kg | 6.000 | 6.000 | 6.000 | 6.000 |
| Front Axle Load Max. | kg | 1.600 | 1.600 | 1.600 | 1.600 |
| Rear Axle Load Max. | kg | 2.300 | 2.300 | 2.300 | 2.300 |
| Max. Allowed Weight | kg | 3.185 | 3.675 | 3.185 | 3.675 |
| PTO Power Rear | kW | 26,0 | 26,0 | 33,4 | 33,4 |
| Rear PTO, Speed | 1/min | 540 / 750 | 540 / 750 | 540 / 750 | 540 / 750 |
| Rear-PTO | Type | 1 3/8", 6 splines | 1 3/8", 6 splines | 1 3/8", 6 splines | 1 3/8", 6 splines |
| Mid. PTO Speed | 1/min | NA | NA | NA | NA |
| Front-PTO: Speed | 1/min | 1.000 | 1.000 | 1.000 | 1.000 |
| Front-PTO: 2000 1/min, 1" , 15 splines | | Option | Option | Option | Option |
| Fuel Tank Capacity | L | 48 | 48 | 48 | 48 |
| Hydraulic Oil Tank Capacity | L | 29 | 29 | 29 | 29 |
| Steering System | | Hydraulic Powered | Hydraulic Powered | Hydraulic Powered | Hydraulic Powered |
| Capacity Hydro Pump | L/min | 60,0 | 60,0 | 55,5 | 55,5 |
| Steering Pump | L/min | 21,7 | 21,7 | 20,1 | 20,1 |
| Hydraulic Pump Implements | L/min | 38,3 | 38,3 | 35,5 | 35,5 |
| Hydraulic Pressure | bar | 167 | 167 | 167 | 167 |
| Hydraulic Connections | | 2 Sets | 2 Sets | 2 Sets | 2 Sets |

Specifications are subject to change

| MODEL | | YT347 ROPS | YT347 CABIN | YT359 ROPS | YT359 CABIN |
|----------------------------------|----|------------|-------------|------------|-------------|
| 3-POINT LIFT CAPACITY | | | | | |
| Rear | kg | 1.660 | 1.660 | 1.660 | 1.660 |
| 61 cm behind lift point - Rear | kg | 1.400 | 1.400 | 1.400 | 1.400 |
| Front | kg | 850 | 850 | 850 | 850 |
| 61 cm behind lift point - Front | kg | 650 | 650 | 650 | 650 |
| DIMENSIONS AND WEIGHT | | | | | |
| Total Length | mm | 3.355 | 3.355 | 3.355 | 3.355 |
| Total Width (* = adjustable Rim) | mm | 1.639 | 1.569 | 1569 * | 1569 * |
| Ground Clearance | mm | 380 | 380 | 380 | 380 |
| Wheel Base | mm | 1.927 | 1.927 | 1.967 | 1.967 |
| Height | mm | 2.450 | 2.310 | 2.450 | 2.310 |
| Weight | kg | 1.800 | 1.960 | 1.900 | 2.150 |
| MidMower M60, Width | m | NA | NA | NA | NA |
| MidMower Cutting Width | cm | NA | NA | NA | NA |





Find your nearest Yanmar dealer

Originating and based in Japan, Yanmar is a premium brand in industrial diesel engines and machinery, including agricultural equipment. The company's European headquarters are strategically-located in the Netherlands.

For agricultural products, spare parts and support we have a broad partner network with almost 180 carefully selected dealers and distributors in 30+ European countries. More than 60 of them cover Germany. Next to farming and gardening, you will find Yanmar products in a wide range of applications in marine, construction, energy systems, and industry.

www.yanmar.com/eu/dealerlocator



Regional Office / Sales & Service

Yanmar Europe B.V.
Brugplein11, 1332 BS Almere, The Netherlands
T: +31 (0)36 549 3200
F: +31 (0)36 549 3209
E: agrienquiry-yeu@yanmar.com
www.yanmar.com/eu

Head Office

Yanmar Co., Ltd.
YANMAR FLYING-Y BUILDING
1-32 Chayamachi, Kita-ku,
530-8311 Osaka, Japan
www.yanmar.com